



EASTER BONUS SESSIONS

KIDS

# MIDWEEK GUIDE



the **GOSPEL**PROJECT.



EASTER BONUS SESSION 1

# JESUS' TRIUMPHAL ENTRY

MATTHEW 21; MARK 11; LUKE 19; JOHN 12



**CHRIST CONNECTION:** The people welcomed Jesus as King, but they did not recognize Him as their Savior. Jesus calls all people to trust in Him as Savior and Lord. When we do, we will be saved from sin and death.

**BIG PICTURE QUESTION:** What is repentance? Repentance is turning away from sin and turning to Jesus.

**KEY PASSAGE:** 2 Chronicles 7:14

**SPIRITUAL DISCIPLINE:** Repentance



## PLAN the Session

- Pray, asking God to prepare your heart to teach and the hearts of kids to receive His Word.
- Read the *Leader Bible Study* and review the session plan.
- Prepare the *Welcome* activity for the session.
- Familiarize yourself with the *Learn* section enough to teach naturally.
- Organize discipleship groups, including a plan for new kids.
- Print a copy of the *Live* section for each discipleship group leader.


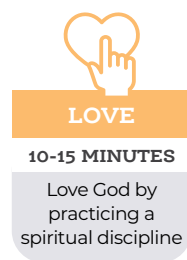
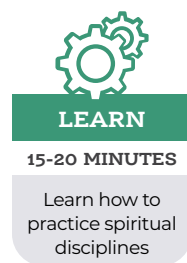
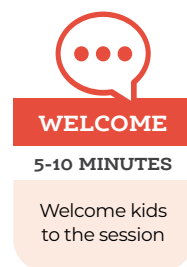
## LEADER Bible Study

### Repentance: an active turning away from our sin and turning to God

Repentance is a fundamental aspect of our spiritual growth, crucial for maintaining a close relationship with God. The Holy Spirit plays a pivotal role in guiding us toward recognizing our sins and leading us to repentance. In John 16:7-15, Jesus explains that the Holy Spirit convicts the world concerning sin, righteousness, and judgment. This passage highlights how the Holy Spirit works within us to reveal our wrongdoings, inspire a desire for change, and lead us back to God. The Holy Spirit's conviction is not about condemnation but about enlightening us to the truth of our actions. His guidance helps us understand the gravity of sin and the need for repentance. When we acknowledge our sins, we open ourselves to God's grace and forgiveness.

Repentance is more than just feeling sorry for our sins; it involves a genuine turn away from sinful behaviors and a commitment to follow God's ways. The Holy Spirit not only convicts us but also empowers us to make these necessary changes. This transformation is a testament to the Holy Spirit's work in our lives, as He continuously molds us to reflect Christ's character. As a leader, it's essential to communicate to your students the importance of the Holy Spirit in the process of repentance. Help them understand that recognizing their sins and turning away from them is part of growing closer to God. Encourage them to rely on the Holy Spirit for guidance and strength, making repentance a regular part of their spiritual life.

Practically, you can illustrate this concept by using relatable examples from your own life. For instance, think about a time when the Holy Spirit nudged you to apologize when you wronged someone. Think of the role that the Holy Spirit has played in your own daily interactions; these examples can make the concept of repentance more tangible for your students. Emphasize that repentance is a positive and necessary step in their journey with God, facilitated by the Holy Spirit's loving guidance. Ultimately, repentance is not a one-time event but a continuous process of renewal and growth. By understanding and embracing the Holy Spirit's role in this process, your students can develop a deeper, more resilient faith, rooted in the transformational power of God's love and forgiveness.





## PREPARE

FOR THE SESSION

## GATHER Supplies

Keep a regular supply of the following items available at all times: Bibles, pens or pencils, markers, crayons, colored pencils, scissors, glue or tape, paper.



### WELCOME

#### Option 2: Hoop hop showdown

- ☐ hula hoops



### LEARN

#### Group demo: Lifeguard to the rescue

- ☐ life jacket



### LOVE

#### Option 1: Prayer journals

- ☐ small notebooks, 1 per kid (optional)
- ☐ stickers

#### Option 2: Reminder cards

- ☐ index cards



### LIVE

#### Get everyone talking

- ☐ dice (optional)

#### Discuss Learn time

- ☐ dry erase board (optional)
- ☐ dry erase markers (optional)
- ☐ rubber suction cup ball (optional)
- ☐ board game spinner (optional)



## WELCOME Kids

---

Use one of the following activities to engage kids as they arrive.

### ☐ **OPTION 1: ANIMAL LINK TAG**

Choose one person to be the Zookeeper. Lead the group to agree on an animal to move like. When the game starts, the Zookeeper tries to tag the other players, who must move like the chosen animal. When tagged, players link arms with the Zookeeper and help tag others. The game continues until all players are linked. Play multiple rounds, each time choosing a new Zookeeper and animal. Explain that, just as being tagged in the game slowed the kids down, sin can hold us back from experiencing God's freedom and joy. But through repentance, we can break free from the chains of sin. When we confess our sins and turn back to God, He forgives us and gives us a fresh start. Remind kids that repentance is like unlinking ourselves from sin and starting anew with God's forgiveness and love.

### ☐ **OPTION 2: HOOP HOP SHOWDOWN**

Place several hula hoops on the ground in two straight lines. Create two teams. Lead the teams to stand in line behind their set of hula hoops. Each player must hop from hoop to hoop to the finish line and back to tag the next player. The team that finishes first wins.

Explain that, like the kids had to hop carefully from one hoop to another, repentance involves recognizing and turning away from our mistakes, step by step. Each hoop represents a decision to move closer to God by leaving behind what holds us back. By focusing on each hoop, the kids were able to stay on track. Similarly, through repentance, we can realign our hearts with God's will and continue on the path He has set for us.





## LEARN about repentance (15–20 minutes)

### 1 REVIEW SPIRITUAL DISCIPLINES

**SAY** “ During this time each week we come together to learn about and practice spiritual disciplines. ”

**What is a spiritual discipline?** [Allow responses.]

**SAY** “ A spiritual discipline is a practice, or a repeated action, we do to help us grow in love for God and godliness. Some examples of spiritual disciplines are worship, prayer, celebration, fasting, Bible study, service, rest, and generosity. ”

### 3 REVIEW THE DISCIPLINE OF REPENTANCE

**Today, we’re going to focus on the discipline of repentance. What do you think the word repentance means?** [Allow responses.]

**SAY** “ Repentance means turning away from our wrong actions and choosing to follow God’s ways. It’s about recognizing our mistakes, feeling truly sorry for them, and making a commitment to change. The Holy Spirit helps us see where we’ve gone wrong and gives us the strength to turn back to God. When we repent, we experience God’s forgiveness and renewal, which brings great joy not only to us, but also to God and all of heaven. Imagine how happy God is when we decide to follow Him more closely and make things right! The Holy Spirit is with us every step of the way, guiding and helping us grow in this important spiritual discipline. ”

### 2 GROUP GAME: UNTANGLE THE MESS

Lead everyone stand in a circle and reach out to hold hands with two different people across from them, creating a human knot. Challenge the kids to untangle themselves without letting go of each other’s hands.

**SAY** “ Much like how we worked together to untangle this knot, the Holy Spirit helps us untangle the mess of sin in our lives through repentance. ”

### 4 READ THE BIBLE

**SAY** “ Today, we are going to continue learning about repentance and the important role the Holy Spirit plays in guiding us to recognize our sin and lead us to turn away from it. Let’s open our Bibles to John 16:7-15 and read together. ”

Read John 16:7-15.

**SAY** “ In this passage, Jesus tells His disciples that the Holy Spirit will come and convict the world of sin, righteousness, and judgment. This means the Holy Spirit helps us understand when we have done something wrong and need to repent. The Holy Spirit guides us to see our sins clearly and leads us to seek God’s forgiveness. ”



## LEARN

The Holy Spirit acts like a gentle guide, showing us the way back to God when we stray. When we make mistakes, the Holy Spirit helps us feel conviction for our actions and encourages us to ask for God's forgiveness. This is what repentance is all about—turning away from our wrong actions and choosing to follow God's ways.

Repentance means recognizing our mistakes, feeling sorry for them, and making a commitment to change. When we repent, we experience God's forgiveness and renewal, which brings great joy not only to us but also to God and all of heaven. The Holy Spirit helps us see where we've gone wrong and gives us the strength to turn back to God. ”

**Have you ever made a mistake and felt really sorry about it? How did it feel to ask for forgiveness and start over? [Allow responses.]**

**SAY** “ Just like in our everyday lives, we can ask God to forgive us when we do wrong. When we repent, God forgives us and helps us become better. He makes our hearts pure and gives us the strength to do the right things. The Holy Spirit is with us every step of the way, guiding and helping us in this important process. ”

### 5 CHRIST CONNECTION

**SAY** “ We learned about Jesus' triumphal entry into Jerusalem in Bible study this week. The people welcomed Him as King, but Jesus wept because they didn't recognize Him as their Savior and would face consequences. We also need to recognize our sins and turn to Jesus for forgiveness. The Holy Spirit helps us see our sins and leads us to repent. When we repent, we receive God's forgiveness and the Holy Spirit guides us to live in a way that pleases God. By trusting Jesus as our Savior and repenting, we experience God's love, joy, and transformation! ”

### 6 GROUP DEMONSTRATION: LIFEGUARD TO THE RESCUE

Choose a volunteer from the group to play the role of someone needing help in the water. Tell them to pretend to be struggling while standing in one spot.

**SAY** “ I'm going to pretend to be a lifeguard, and our friend is going to pretend they need help in the water. Can anyone tell me what a lifeguard does when they see someone in trouble? [Allow responses.] ”

Take the life jacket and pretend to swim to the volunteer. Show how you would assist them, putting the life jacket on them, and keeping them calm while helping them to safety.

**SAY** “ Just like a lifeguard helps someone who is struggling in the water, the Holy Spirit helps us when we are struggling with sin. The Holy Spirit shows us where we need God's forgiveness and guides us to repent, leading us back to safety in God's love. How does it feel to know that the Holy Spirit is always there to guide us and help us when we make mistakes? [Allow responses.] Like the lifeguard, the Holy Spirit is always ready to help us turn back to God and receive His forgiveness. ”



## LEARN

### 7 FOLLOW UP ON LAST WEEK'S CHALLENGE

Last week, we gave ourselves a challenge to help us grow in following and loving God. Does anyone remember what it was? [Allow responses.]

What did you find difficult about the challenge? What went well? [Allow responses.]

### 8 INTRODUCE THIS WEEK'S CHALLENGE

**SAY** “ This week, we have a new challenge to help us practice repentance and rely on the Holy Spirit. Our challenge is to take a few minutes each night to pray and ask God to show us if there is anything we need to repent of from that day.

Each night before you go to bed, find a quiet place to pray. Ask God to show you if there is anything you did that day for which you need to ask for forgiveness. If something comes to mind, tell God you are sorry and ask Him to forgive you. Then, ask the Holy Spirit to help you obey Him.

At the end of the week, think about how this time of prayer and repentance helped you feel closer to God. Next time we meet, we'll share our experiences and see how God has helped us grow through this simple practice of daily repentance. ”

### 9 CLOSE IN PRAYER

Use the scripted prayer below or pray in your own words.

**SAY** “ Jesus, thank You for sending Christians the Holy Spirit to help them walk closer with You. Thank You for always forgiving us and loving us! Amen. ”





## **LOVE** God by practicing repentance (10–15 minutes)

Choose one of these two options as a way to lead children to practice the spiritual discipline of repentance.

### ☐ **OPTION 1: PRAYER JOURNALS**

Give each kid a small notebook or a stack of papers stapled together. Allow the kids some time to decorate the covers of their journals with stickers, markers, or other decorations to make them special and personal. After several minutes, invite the kids to open their journals and write a short prayer to God. Encourage them to think of it as a letter. Close the activity by having a moment of silent prayer. Challenge the kids to write in their prayer journals each day this week.

### ☐ **OPTION 2: REMINDER CARDS**

Give each kid a few index cards and something to write with. Lead the kids to write *The Holy Spirit helps me repent and turn to Him* on their cards. Give them some time to decorate the cards. Challenge the kids to take their cards home and place them around their homes as daily reminders of the Holy Spirit's guidance in their life.



## **LIVE** for God through discipleship (20–30 minutes)

Form discipleship groups to provide a safe environment for kids to share with one another. Limit groups to ideally no more than five children and one adult leader. Prioritize forming groups according to gender first, then age. Adult leaders should never be alone with children.

### **1 EMPHASIZE HEALTHY DISCUSSION**

Explain that discipleship time is a special time because we share our deep thoughts and feelings with one another. All must work together to create a safe place for sharing. Consider these three guidelines:

1. Listen when someone is talking.
2. Only comment when the person sharing invites you to do so.
3. In general, what is shared in the group should stay in the group. The only exception is talking with a trusted adult if it would help either you or the person who shared.

Note: Be sure to follow local laws and ministry policies concerning any report or suspicion of abuse or neglect.

### **2 GET EVERYONE TALKING**

Choose one of the options below to encourage children to engage with one another.

#### ☐ **OPTION 1: ROLL THE DICE**

Assign a different question to numbers one through six. Some ideas include: What was the best part of your day? What is your favorite holiday? What did you eat for lunch? What was the toughest part of your day? What are you excited to do this weekend? Lead kids to sit in a circle and take turns rolling the dice and answering the applicable questions.

#### ☐ **OPTION 2: RUN!**

Lead kids to form a circle with their chairs and sit. The leader will stand in the middle and share a fact about himself, such as “I have a dog.” Everyone who also has a pet dog must stand up and race to sit in another chair. The person in the middle will also be trying to sit in a chair. The last one standing will now stand in the middle and share a fact about herself.

#### ☐ **OPTION 3: THIS OR THAT**

Come up with a list of options. Some ideas include video games or television shows, pizza or chicken nuggets, chocolate or vanilla, dogs or cats, soccer or basketball, reading or math. Call out the pair of options and lead kids to choose one. You can either have them run to one side of the room or the other or stand up or stay seated based on their choice. Each time, encourage one or two kids to explain their choice.



### 3 DISCUSS LEARN TIME

Choose an option below to engage kids with the following questions.

1. What is something you learned today?
2. How does the Holy Spirit help us repent? (He shows us our sin and things we need to repent for.)
3. Based on what you learned today, what do you think God is asking you to do?

#### ☐ OPTION 1: STICK TO IT

Write the questions on a dry erase board. Invite the kids to take turns throwing a rubber suction cup ball at the dry erase board and answering the question the ball sticks to.

#### ☐ OPTION 2: SPINNER

Using a spinner from a board game, assign each section a different question. Lead the kids in taking turns spinning the spinner and answering the question that applies to that section.

#### ☐ OPTION 3: FOUR CORNERS

Assign a number, one through four, to each corner of the room. Lead kids to stand in the middle of the room. Close your eyes while they run to one of the four corners of the room. Call out a number. That corner of kids will each answer a question you give them.

### 4 PRAISE THE LORD TOGETHER

Read Psalm 150:6. Explain that it is important to worship God when we are alone and when we are together with others. One reason we worship God when we are together is that it can encourage us and grow our understanding of God to hear others praise Him and talk about the wonderful things He has done. Use one of the following ways to lead kids to praise the Lord in community.

- Lead the kids in a popcorn praise prayer. Explain that you will start the prayer, and then at any point, they can call out a characteristic of God they are thankful for. It might help to give some examples of God's characteristics and traits before starting. After the prayers have slowed down for a minute or so, close the prayer thanking God for who He is.
- Invite everyone to share praise reports from their week. Explain that these are the ways they saw God provide or the exciting ways they saw Him work in their lives over the past few days.
- Play some worship music and encourage kids to sing along, draw a picture of what the words make them think of, or write a letter to God. After a couple of songs, invite some of the kids to share.

EASTER BONUS SESSION 2

# JESUS SAVES US FROM OUR ENEMIES

MATTHEW 27-28; MARK 15-16; LUKE 23-24; JOHN 19-20



**CHRIST CONNECTION:** God's plan was always to send Jesus to die for the sins of the world. Jesus died on the cross, was buried, and rose on the third day. All who place their faith in Him will receive forgiveness of sins and eternal life.

**BIG PICTURE QUESTION:** What is repentance? Repentance is turning away from sin and turning to Jesus.

**KEY PASSAGE:** 2 Chronicles 7:14

**SPIRITUAL DISCIPLINE:** Repentance





## PLAN the Session

- Pray, asking God to prepare your heart to teach and the hearts of kids to receive His Word.
- Read the *Leader Bible Study* and review the session plan.
- Prepare the *Welcome* activity for the session.
- Familiarize yourself with the *Learn* section enough to teach naturally.
- Organize discipleship groups, including a plan for new kids.
- Print a copy of the *Live* section for each discipleship group leader.

## LEADER Bible Study

### Repentance: an active turning away from our sin and turning to God

In this Easter season, it's important to understand how repentance leads to healing. Take a moment to read 1 John 1:9 and reflect on it. This verse reveals that when we confess our sins, God forgives us and cleanses us from all unrighteousness. This promise of forgiveness and healing is especially meaningful during Easter.


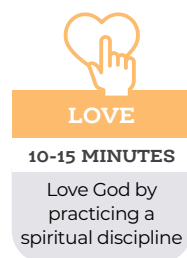
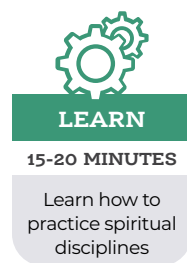
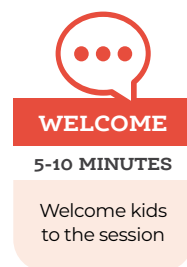
Repentance goes beyond simply saying we are sorry for our sins; it means turning away from sin and turning toward God. It involves action. When we confess our sins, we open our hearts to God's forgiveness and healing. Reflect on Jesus' sacrifice on the cross and how it made this forgiveness possible.

Jesus' death and resurrection demonstrate His love and sacrifice for us. When we repent, we participate in this story of redemption, experiencing the healing and forgiveness Jesus offers. This helps us remember the cost of our sins and the great mercy that removes them. While Jesus' sacrifice for our salvation happened once, repentance is something we must practice continually as we sin.

Repentance brings multiple forms of healing into our lives. Spiritually, it restores our relationship with God, breaking down the barriers that sin creates. This renewed connection with God brings a deep sense of peace and spiritual renewal. Emotionally, repentance lifts the heavy burden of guilt and shame, replacing these feelings with joy and relief. Knowing we are forgiven helps us let go of past mistakes and move forward with a lighter heart.

Turning away from sin and aligning our lives with God's will leads to transformation. This ongoing process of repentance helps us grow closer to God and understand His love better. It's a continuous journey of growth, especially meaningful during Easter when we remember Jesus' sacrifice.

As leaders, it's our responsibility to help kids understand the importance of repentance, especially during Easter. This week you will help them understand the basics of repentance and why it is important in their lives. Encourage them to confess their sins and seek God's forgiveness regularly so they can experience the peace and healing that come from a restored relationship with God. Pray that the Holy Spirit will help them see that repentance is not just a one-time act but a vital, ongoing part of their relationship with their heavenly Father.





FOR THE SESSION

## GATHER Supplies

Keep a regular supply of the following items available at all times: Bibles, pens or pencils, markers, crayons, colored pencils, scissors, glue or tape, paper.



### WELCOME

#### Option 2: Hoop hop showdown

- ☐ hula hoops



### LEARN

#### Group game: The path to healing

- ☐ index cards

#### Group demo: Clean heart experiment

- ☐ glass of water
- ☐ food color
- ☐ bleach



### LOVE

#### Option 1: Healing hearts craft

- ☐ construction paper
- ☐ adhesive bandages

#### Option 2: Forgiveness flower

- ☐ construction paper
- ☐ circle stickers



### LIVE

#### Get everyone talking

- ☐ dice (optional)

#### Discuss Learn time

- ☐ dry erase board (optional)
- ☐ dry erase markers (optional)
- ☐ rubber suction cup ball (optional)
- ☐ board game spinner (optional)



## WELCOME Kids

---

Use one of the following activities to engage kids as they arrive.

### ☐ **OPTION 1: ANIMAL LINK TAG**

Choose one person to be the Zookeeper. Lead the group to agree on an animal to move like. When the game starts, the Zookeeper tries to tag the other players, who must move like the chosen animal. When tagged, players link arms with the Zookeeper and help tag others. The game continues until all players are linked. Play multiple rounds, each time choosing a new Zookeeper and animal. Explain that, just as being tagged in the game slowed the kids down, sin can hold us back from experiencing God's freedom and joy. But through repentance, we can break free from the chains of sin. When we confess our sins and turn back to God, He forgives us and gives us a fresh start. Remind kids that repentance is like unlinking ourselves from sin and starting anew with God's forgiveness and love.

### ☐ **OPTION 2: HOOP HOP SHOWDOWN**

Place several hula hoops on the ground in two straight lines. Create two teams. Lead the teams to stand in line behind their set of hula hoops. Each player must hop from hoop to hoop to the finish line and back to tag the next player. The team that finishes first wins.

Explain that, like the kids had to hop carefully from one hoop to another, repentance involves recognizing and turning away from our mistakes, step by step. Each hoop represents a decision to move closer to God by leaving behind what holds us back. By focusing on each hoop, the kids were able to stay on track. Similarly, through repentance, we can realign our hearts with God's will and continue on the path He has set for us.



## LEARN

### LEARN about repentance (15–20 minutes)

#### 1 REVIEW SPIRITUAL DISCIPLINES

**What is discipline?** [Allow responses.]

| **SAY** “ Discipline refers to practicing something repeatedly to get better at it. ”

**So what is a spiritual discipline?** [Allow responses.]

| **SAY** “ A spiritual discipline is a practice, or a repeated action, we do to help us grow in love for God and godliness. The better we know and love Jesus, the more we become like Him! This is our final week of learning about the spiritual discipline of repentance. ”

#### 3 REVIEW THE DISCIPLINE OF REPENTANCE

| **SAY** “ Repentance is an ongoing process. It’s something we do continually as we sin. When we confess our sins, God forgives us and heals us. Repentance is the action we take to turn away from our sin. This brings us closer to Him and gives us peace and joy. ”

**Can you think of a time when you did something wrong and felt better after saying sorry and making it right?** [Allow responses.]

| **SAY** “ Repentance helps restore our relationship with God and brings healing to our hearts. ”

#### 2 GROUP GAME: THE PATH TO HEALING

Prior to the session, write the following Scripture references on individual index cards: Psalm 51:10, Isaiah 1:18, Jeremiah 31:34, Matthew 6:14, Acts 3:19, Romans 3:23-24, Romans 10:9, Ephesians 1:7, Colossians 1:13-14, and 1 John 1:9. Create groups of three or four kids and give each group paper and something to write with. Divide the Scripture reference cards evenly among the groups. Encourage the groups to read their verses, discuss the meanings, and write down how they show that repentance brings healing. After several minutes, come back together and allow the groups to share what they learned from their verses.

#### 4 READ THE BIBLE

| **SAY** “ Today, we’re going to explore how repentance brings healing by looking at 1 John 1:9. Let’s open our Bibles and read this verse together. ”

Read 1 John 1:9.

| **SAY** “ This verse tells us that if we confess our sins, God is faithful and just to forgive us and cleanse us from all unrighteousness. This means that when we admit our wrongdoings and truly turn away from them, God promises to forgive us and make us clean.

Repentance isn’t just about saying sorry; it’s about recognizing our mistakes and deciding to





## LEARN

change our ways. When we do this, we experience God's forgiveness and healing in our hearts. God's forgiveness brings peace and joy. When we repent, we're not only turning away from sin, but also moving toward a closer relationship with Him! ”

**Can you think of a time when you did something wrong and felt really sorry about it? How did you feel after asking for forgiveness and making things right? [Allow responses.]**

**SAY** “ In our lives, asking for forgiveness helps us start fresh. When we repent to God, He forgives us and helps us grow. He purifies our hearts and strengthens us to follow His ways.

The Holy Spirit helps us recognize our sins and guides us back to God. This ongoing process of repentance keeps our hearts aligned with God's will, bringing continuous healing and growth. ”

### 5 CHRIST CONNECTION

**SAY** “ In Bible study this week, we learned about how Jesus saved us from our enemies by taking the punishment for our sins. He was separated from God the Father and died on the cross, but He showed His victory over sin and death by rising again. This week, as we focus on repentance and healing, we see that because of Jesus' sacrifice, we can be forgiven and cleansed from all unrighteousness. His resurrection power makes it possible for us to be restored to a right relationship with God. When we repent and trust in Jesus, we receive not only eternal life but also the healing and renewal that come from being made clean and whole in Him. ”

### 6 GROUP DEMONSTRATION: CLEAN HEART EXPERIMENT

**SAY** “ Today, we're going to do an experiment to see a picture of how repentance cleans our hearts. ”

Show the glass of water and explain that this represents our hearts. When sin entered the world, it effected everything, including us. Add the drops of food color and stir. Remind kids that sin makes our hearts unclean and separates us from God. Explain that when we repent and ask God to forgive us, He cleanses our hearts and makes them pure again. Add the bleach and stir, allowing the water to become clear again.

Note: Be sure to do this experiment in an open, well-ventilated room, use safety gloves, and keep cleaning products out of contact with kids.

**SAY** “ Much like when the water became clear, when we confess our sins and repent, God forgives us and makes our hearts clean. Repentance heals our relationship with God, removes the guilt of our sin, and gives us a fresh start. Remember, God is always ready to forgive us and help us start over. ”

### 7 FOLLOW UP ON LAST WEEK'S CHALLENGE

**Last week, we set a challenge to help us practice repentance. Does anyone remember what it was? [Allow responses.]**

**What did you find difficult about the challenge? What went well? How did it feel to talk to**



God about your mistakes and ask for His help? [Allow responses.]

## 8 INTRODUCE THIS WEEK'S CHALLENGE

**SAY** “ This week, I want to challenge you to spend a few minutes each day thinking about what it means to be healed by God’s forgiveness. Write or draw about a time when you felt God’s healing after asking for forgiveness. Reflect on how this healing made you feel and how it changed your relationship with God and others. Be ready to share your thoughts and reflections next week. ”

## 9 CLOSE IN PRAYER

Use the scripted prayer below or pray in your own words.

**SAY** “ Jesus, thank You for loving me so much that You would heal me when I turn toward You. Thank You for the joy and life we celebrate at Easter! Amen. ”



## **LOVE** God by practicing repentance (10–15 minutes)

Choose one of these two options as a way to lead children to practice the spiritual discipline of repentance.

### ☐ **OPTION 1: HEALING HEARTS CRAFT**

Remind kids that sin has broken the relationship God intended for us to have with Him. Give each kid a heart cut out of construction paper. Distribute markers and adhesive bandages. Lead them to write out today's Bible verse, 1 John 1:9, on the heart. Then, use markers and bandages to decorate the heart to represent God's forgiveness and healing. Close the activity by having a moment of silent prayer thanking Him for the way He heals our hearts.

### ☐ **OPTION 2: FORGIVENESS FLOWER**

Show kids how to cut out flower petals from construction paper. After they have cut out five or six petals each, lead them to write something that God has forgiven them of or a way to show forgiveness to others on each petal. On another piece of paper, lead them to place a yellow circle sticker, then glue the flower petals around the sticker. Allow them to draw other flowers around the forgiveness flower, as well as a stem and leaves. Remind kids that God's forgiveness helps us grow.



## **LIVE** for God through discipleship (20–30 minutes)

Form discipleship groups to provide a safe environment for kids to share with one another. Limit groups to ideally no more than five children and one adult leader. Prioritize forming groups according to gender first, then age. Adult leaders should never be alone with children.

### **1 EMPHASIZE HEALTHY DISCUSSION**

Explain that discipleship time is a special time because we share our deep thoughts and feelings with one another. All must work together to create a safe place for sharing. Consider these three guidelines:

1. Listen when someone is talking.
2. Only comment when the person sharing invites you to do so.
3. In general, what is shared in the group should stay in the group. The only exception is talking with a trusted adult if it would help either you or the person who shared.

Note: Be sure to follow local laws and ministry policies concerning any report or suspicion of abuse or neglect.

### **2 GET EVERYONE TALKING**

Choose one of the options below to encourage children to engage with one another.

#### ☐ **OPTION 1: ROLL THE DICE**

Assign a different question to numbers one through six. Some ideas include: What was the best part of your day? What is your favorite holiday? What did you eat for lunch? What was the toughest part of your day? What are you excited to do this weekend? Lead kids to sit in a circle and take turns rolling the dice and answering the applicable questions.

#### ☐ **OPTION 2: RUN!**

Lead kids to form a circle with their chairs and sit. The leader will stand in the middle and share a fact about himself, such as “I have a dog.” Everyone who also has a pet dog must stand up and race to sit in another chair. The person in the middle will also be trying to sit in a chair. The last one standing will now stand in the middle and share a fact about herself.

#### ☐ **OPTION 3: THIS OR THAT**

Come up with a list of options. Some ideas include video games or television shows, pizza or chicken nuggets, chocolate or vanilla, dogs or cats, soccer or basketball, reading or math. Call out the pair of options and lead kids to choose one. You can either have them run to one side of the room or the other or stand up or stay seated based on their choice. Each time, encourage one or two kids to explain their choice.





### 3 DISCUSS LEARN TIME

Choose an option below to engage kids with the following questions.

1. What is something you learned today?
2. What is one way that our relationship with God or others is healed when we repent?
3. Based on what you learned today, what do you think God is asking you to do?

#### ☐ OPTION 1: STICK TO IT

Write the questions on a dry erase board. Invite the kids to take turns throwing a rubber suction cup ball at the dry erase board and answering the question the ball sticks to.

#### ☐ OPTION 2: SPINNER

Using a spinner from a board game, assign each section a different question. Lead the kids in taking turns spinning the spinner and answering the question that applies to that section.

#### ☐ OPTION 3: FOUR CORNERS

Assign a number, one through four, to each corner of the room. Lead kids to stand in the middle of the room. Close your eyes while they run to one of the four corners of the room. Call out a number. That corner of kids will each answer a question you give them.

### 4 WALK IN THE LIGHT

Read 1 John 1:7. Explain that this is a time for honesty with one another as we answer the questions: How has it been hard for you to obey God this week? Where are you struggling? Guide children not to offer advice or try to fix the problem but simply to pray.

Answer the question or confess sin in an age-appropriate way to model confession. Ask a volunteer to pray for you. Choose one of the following ways to lead children to walk in the light. Do not force a child to share or pray.

- Form a circle. Go around the circle, giving each child an opportunity to share her struggles. Ask a volunteer to pray for her.
- Form pairs. Take turns sharing and praying for each other.
- Give each child a sheet of paper. Allow children to write or draw their answer to the question. Mix up the papers and distribute one to each child to pray for silently.



# THE GOSPEL

## GOD'S PLAN FOR US

The gospel is the good news, the message about Christ, the kingdom of God, and salvation. Use these prompts to share the gospel with your kids.



Ask: "Who is in charge at home?" Explain that because God created everything, He is in charge of everything. Read Revelation 4:11.



Ask: "Have you ever done something wrong?" Tell kids that everyone sins, or disobeys God. Our sin separates us from God. Read Romans 3:23.



Explain that God is holy and must punish sin. God sent His Son, Jesus, to take the punishment we deserve. Read John 3:16.



Ask: "What is the best gift you've ever received?" Say that Jesus took our punishment for sin by giving His life, and He gives us His righteousness. God sees us as if we lived the perfect life Jesus lived. This is the best gift ever! Read 2 Corinthians 5:21.



Explain that everyone has a choice to make. Ask: "Will you trust Jesus as your Savior and Lord? You can turn from self and sin and turn to Jesus." Read Romans 10:9-10.